

Message-Passing Environments & Systems

- **Origins of Cluster Computing or Commodity Supercomputing:**
 - **Limitations of Homogeneous Supercomputing Systems**
 - **Heterogeneous Computing (HC)**
 - **Broad Issues in Heterogeneous Computing:**
 - **Analytical Benchmarking**
 - **Code-type Profiling**
 - **HC Task Matching and Scheduling (Mapping)**
 - **Heterogeneous Computing System Interconnect Requirements**
 - **Development of Portable Message Passing Environments for HC**
- **Message-Passing Parallel Systems:**
 - **Commercial Massively Parallel Processor Systems (MPPs) Vs. Clusters**
- **Message-Passing Programming & Environments**
 - **Process Creation In Message Passing**
 - **Message-Passing Modes**
- **Overview of Message Passing Interface (MPI)**
 - **History**
 - **Major Features: Static Process Creation, Rank ...**
 - **Compiling and Running MPI Programs**
 - **MPI Indispensable Functions**
 - **MPI Examples**

HC Reference Papers
on course web page

Version 1.2

Parallel Programming: chapter 2, Appendix A.
MPI References/resources in course web page and mps.ce.rit.edu
(Including a link to html version of the book: [MPI: The Complete Reference](#))

CMPE655 - Shaaban

Origins of Cluster Computing:

Limitations of Homogeneous Parallel Supercomputing Systems

- Traditional homogeneous parallel supercomputing system architectures were characterized by:
 1. Support of a single homogeneous mode of parallelism exploited at a specific suitable task grain size: Single Instruction Multiple Data (SIMD), Multiple Instruction Multiple Data (MIMD), and data parallel/vector processing.
 2. No separation between parallel programming model/architecture:
 - **Parallel programming environments were developed specifically for a given target architecture and not compatible with other parallel architectures.**
 - Such systems perform well when the application contains a single mode of parallelism that matches the mode (and grain size) supported by the system.
- But**
- In reality, many supercomputing/HPC applications have tasks with different and diverse modes of parallelism/grain size requirements.
 - When such applications execute on a homogeneous system, the machine spends most of the time executing subtasks for which it is not well suited.
 - The outcome is that only a small fraction of the peak performance of the machine is achieved for such applications.

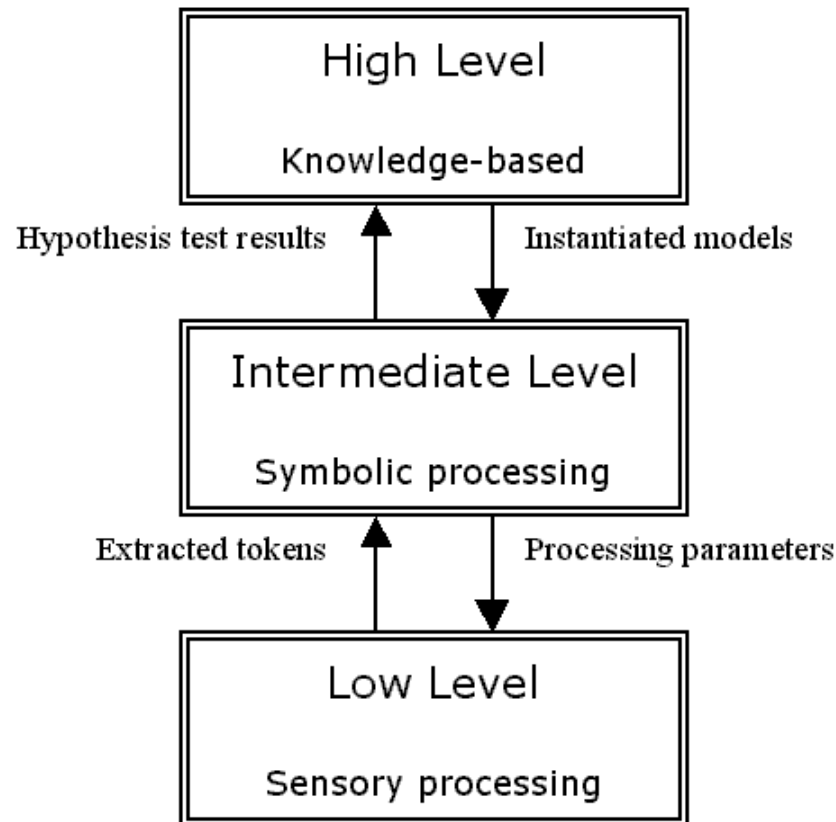
Example application with diverse computational mode/grain size requirements:

- Image understanding is an example application that requires different types of parallelism that can be exploited at drastically different task grain sizes. →

CMPE655 - Shaaban

A Heterogeneous Computing Driving Application Example: Image Understanding Processing Levels

Coarse-grain Tasks



Fine-grain Tasks:

Highest degree of parallelism (DOP)

Type of parallelism: Data Parallelism

- **Highest Level (Knowledge Processing):**
 - Uses the data from the previous levels to infer semantic attributes of an image
 - Requires coarse-grained loosely coupled MIMD machines.
- **Intermediate Level (Symbolic Processing):**
 - Grouping and organization of features previously extracted e.g Feature Extraction
 - Communication is irregular, parallelism decreases as features are grouped
 - Best suited to medium-grained MIMD machines
- **Lowest Level (Sensory Processing):**
 - Consists of pixel-based operators and pixel subset operators such as edge detection
 - Highest amount of data parallelism
 - Best suited to mesh connected SIMD machines/vector architectures.

DSPs ? GPUs?

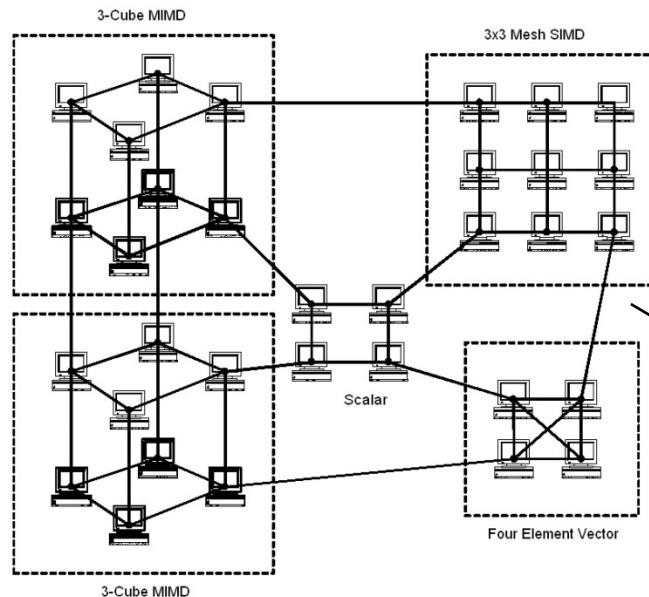
CMPE655 - Shaaban

Origins of Cluster Computing:

First Proposed in 1980's

Heterogeneous Computing (HC)

- Heterogeneous Computing (HC), addresses the issue of computational mode homogeneity in supercomputers by:
 - Effectively utilizing a heterogeneous suite (group) of high-performance autonomous machines that differ in both speed and modes of parallelism supported to optimally meet the demands of large tasks with diverse computational requirements.
- HC Definition**
- HC Requirements**
- 1- A platform-independent network with high-bandwidth low-latency interconnects +
 - 2- platform-independent (portable) message passing programming environments to handle the intercommunication between each of the machines.
- Heterogeneous computing is often referred to as Heterogeneous SuperComputing (HSC) reflecting the fact that the collection of machines used are usually supercomputers.

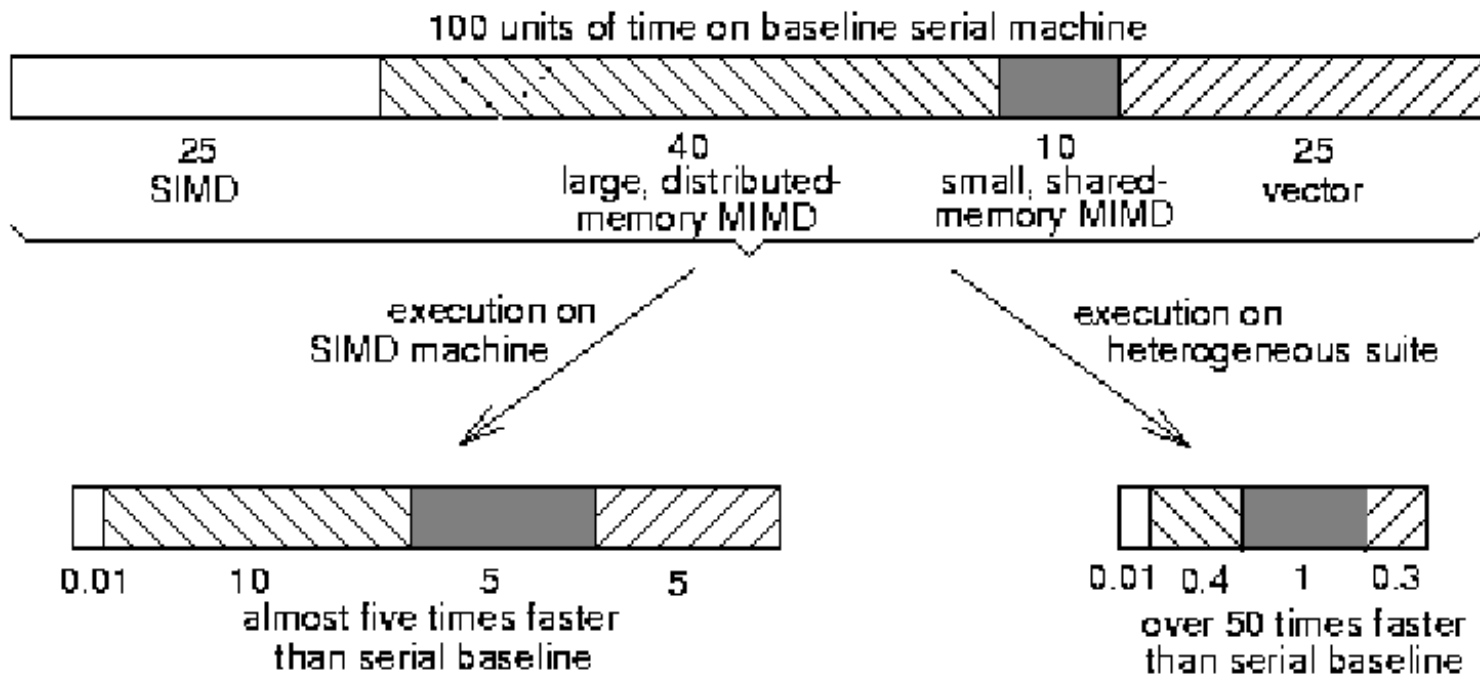


AKA: Network Heterogeneous SuperComputing (NHSC)

Machine or Platform-Independent Network

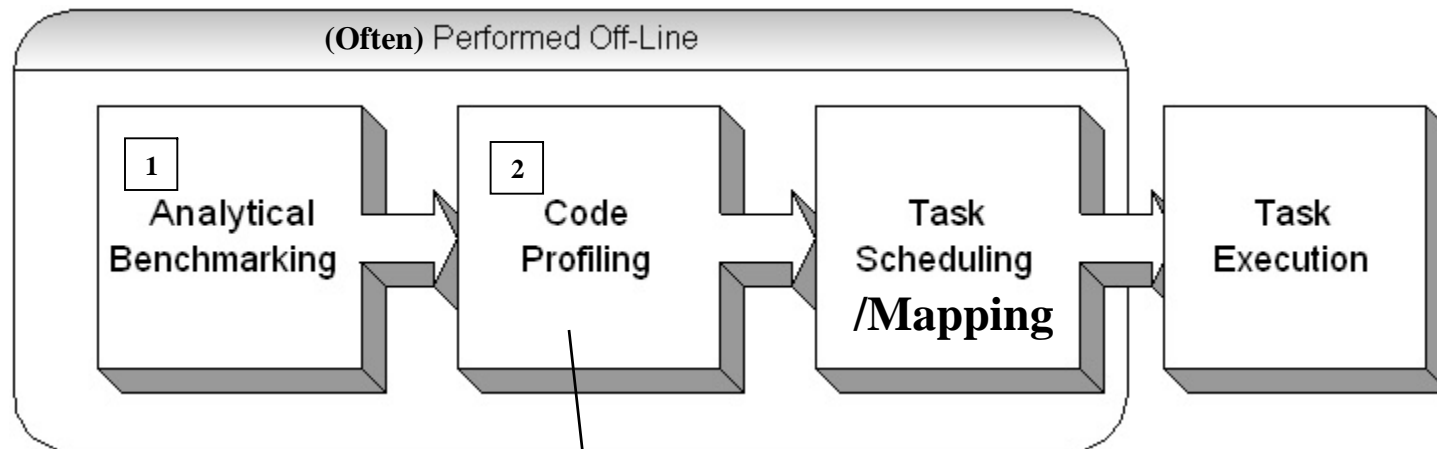
CMPE655 - Shaaban

Motivation For Heterogeneous Computing



- Hypothetical example of the advantage of using a heterogeneous suite of machines, where the heterogeneous suite time includes inter-machine communication overhead. Not drawn to scale.

Steps of Application Processing in Heterogeneous Computing

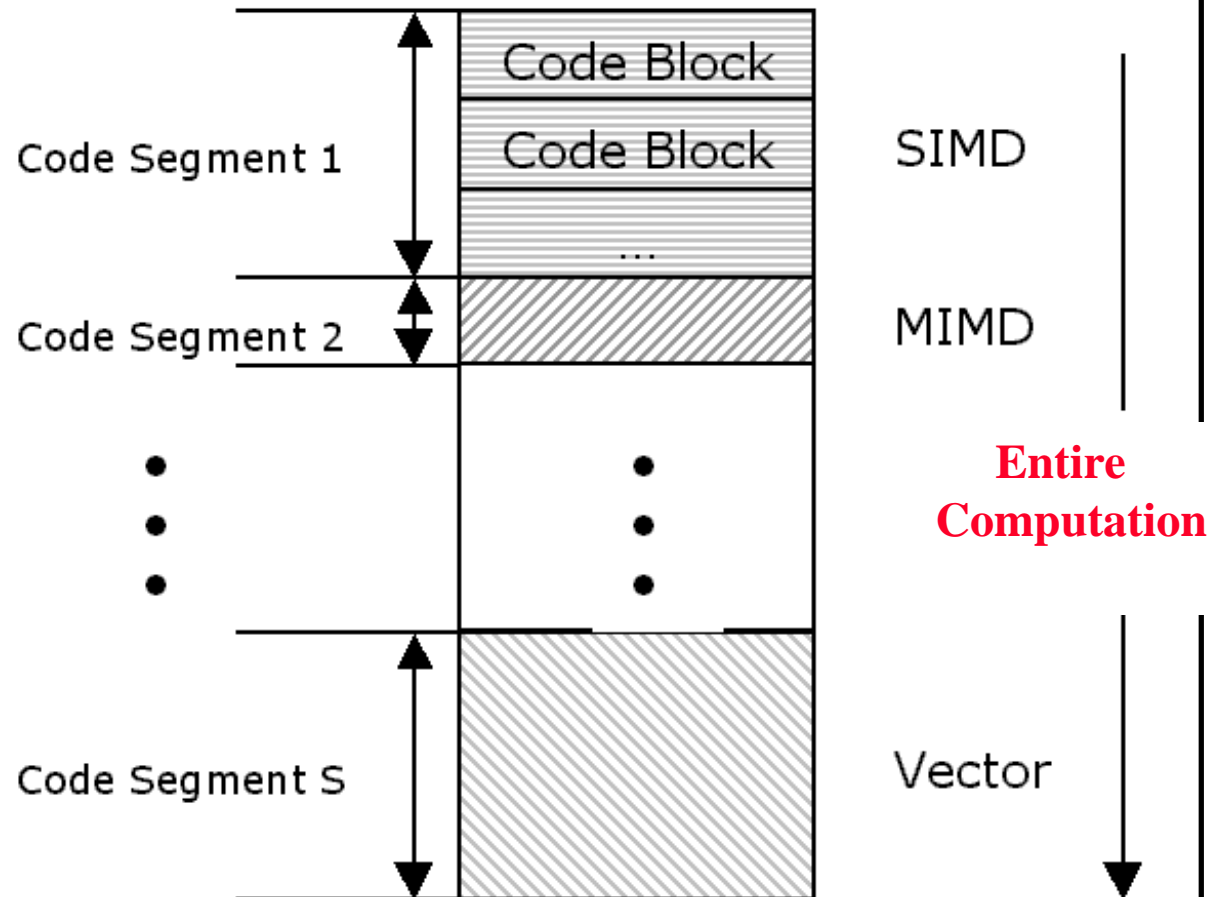


- 1 • **Analytical Benchmarking:** Includes decomposition/task assignment (partitioning)
 - This step provides a measure of how well a given machine is able to perform when running a certain type of code. e.g of a given type of parallelism/task grain size
 - Why?** – This is required in HC to determine which types of code should be mapped to which machines.
- 2 • **Code-type Profiling:** *includes decomposition/assignment (partitioning)*
 - Used to determine the type and fraction of processing modes of parallelism that exist in each program segment (task).
 - Why?** – Needed so that an attempt can be made to match each code segment (task) with the most efficient machine. in mapping step

Code-Type Profiling Example

What types/modes of parallelism are present in the computation?

- Example results from the code-type profiling of a program.
- The program is broken into S segments, each of which contains embedded homogeneous parallelism.



HC Task Matching and Scheduling (Mapping)

Tasks/processes → Machines/processors

- Task or process matching involves assigning a task to a suitable machine.
- Task or process scheduling on the assigned machine determines the order of execution of that task.
- Goal of mapping is to maximize performance by assigning code-types to the best suited machine while taking into account the costs of the mapping including computation and communication costs based on information obtained from analytical benchmarking, code-type profiling and possibly system workload.
- The problem of finding optimal mapping has been shown in general to be NP-complete even for homogeneous environments. Thus (Non-Polynomial complexity)
- For this reason, the development of heuristic mapping and scheduling techniques that aim to achieve “good” sub-optimal mappings is an active area of research resulting in a large number of heuristic mapping algorithms for HC.
- Two different types of mapping heuristics for HC have been proposed, static or dynamic.

Matching + Scheduling = Mapping

HC Task Matching and Scheduling (Mapping)

Tasks/processes → Machines/processors

Static Mapping Heuristics:

At compilation time (off-line)

- Most such heuristic algorithms developed for HC are static and assume the ETC (expected time to compute) for every task on every machine to be known from code-type profiling and analytical benchmarking and not change at runtime.
- In addition many such heuristics assume large independent or meta-tasks that have no (or few) data dependencies .
- Even with these assumptions static heuristics have proven to be effective for many HC applications.

Dynamic Mapping Heuristics:

At runtime (on-line)

- Mapping is performed on-line (at runtime) taking into account current system workload (loading).
- Research on this type of heuristics for HC is fairly recent and is motivated by utilizing the heterogeneous computing system for real-time applications.

Origins of Cluster Computing:

i.e. Network

Heterogeneous Computing (HC) System Interconnect Requirements

- In order to realize the performance improvements offered by heterogeneous computing, communication costs must be minimized.
- The interconnection medium must be able to provide high bandwidth (multiple gigabits per second per link) at a very low latency. + *Architecture-Independent Network*
- The system interconnect performance must scale well as the the number machines connected is increased: e.g scalable network/system interconnects
 - Proportional increase of total bandwidth and slow increase in latency
- It must also overcome current deficiencies such as the high overheads incurred during context switches, executing high-level protocols on each machine, or managing large amounts of packets.
- While the use of Ethernet-based LANs has become commonplace, these types of network interconnects are not well suited to heterogeneous supercomputers (high latency).
- This requirement of HC led to the development of cost-effective scalable system area networks (SANS) that provide the required high bandwidth, low latency, and low protocol overheads including Myrinet, Infiniband and Dolphin SCI interconnects.
- These system interconnects developed originally for HC, currently form the main interconnects in high performance cluster computing.

1

An important factor that helped give rise to cluster computing

CMPE655 - Shaaban

Origins of Cluster Computing:

Development of Portable Message Passing Environments for HC

Platform-Independent

Message Passing APIs
(Application Programming Interfaces)

- Originally parallel programming environments were developed specifically for a given target architecture and thus were not compatible with other parallel architectures (e.g . Suite of heterogeneous machines for HC) *No SAS*
- Since the suite of machines in a heterogeneous computing system are loosely coupled and do not share memory, communication between the cooperating tasks must be achieved by exchanging messages over the network (message passing) using message passing environments that must be compatible with all the machines/platforms present in the heterogeneous suite of machines.
- This requirement led to the development of a number of portable, platform-independent message-passing programming environments or APIs that provide source-code portability across platforms.
- This also contributed to the separation of parallel programming models and parallel architectures (Communication Architecture/Abstraction).
- Parallel Virtual Machine (PVM), and Message Passing Interface (MPI) are the most widely-used of these environments.
- This also played a major role in making cluster computing a reality.

2

CMPE655 - Shaaban

Commodity Supercomputing:

Cluster Computing

- The research in heterogeneous supercomputing led to the development of: 1- high-speed system area networks and 2- portable message passing APIs, and environments.
- + • These developments in conjunction with 3- the impressive performance improvements and low cost of commercial general-purpose microprocessors and GPUs led to the current trend in high-performance parallel computing of moving away from expensive specialized traditional supercomputing platforms to cluster computing that utilizes cheaper, general purpose systems consisting of loosely coupled commodity of-the-shelf (COTS) components. — No SAS
- Such clusters are commonly known as Beowulf clusters (Linux used) and are comprised of three components:
 - 1 ▪ Computing Nodes: Each low-cost computing node is usually a small Symmetric Multi-Processor (SMP) system that utilizes COTS components including commercial General-Purpose Processors (GPPs) and Graphics Processors (GPUs) with no custom components.
 - 2 ▪ System Interconnect: Utilize COTS Ethernet-based or system area interconnects including Myrinet and Dolphin SCI interconnects originally developed for HSC.
 - 3 ▪ System Software and Programming Environments: Such clusters usually run an open-source royalty-free version of UNIX (Linux being the de-facto standard). The message-passing environments (PVM , MPI), developed originally for heterogeneous supercomputing systems, provide portable message-passing communication primitives.

Non-Dedicated Cluster = Network of Workstations (NOW)

CMPE655 - Shaaban

Message-Passing Parallel Systems: Commercial Massively Parallel Processor Systems (MPPs) Vs. Clusters

Message Passing

Operating system?

MPPs: Proprietary

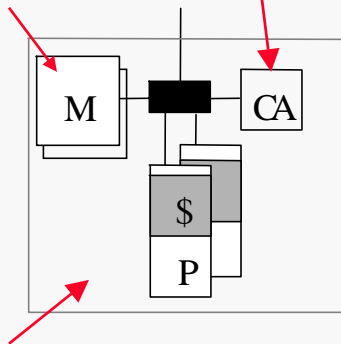
Clusters: royalty-free (Linux)

Communication Assist:

MPPs: Custom

Clusters: COTS

Distributed Memory



Node: O(10) SMP

MPPs: Custom node

Clusters: COTS node (workstations or PCs system boards)

Custom-designed CPU?

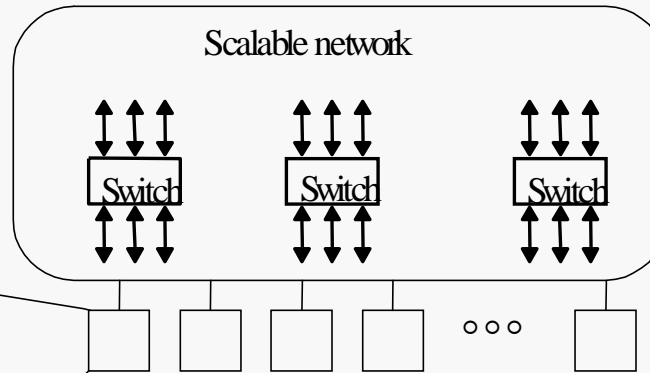
MPPs: Custom or commodity (mostly)

Clusters: commodity General Purpose Processors (GPPs)/ Graphics Processors (GPUs)

Parallel Programming:

Between nodes: Message passing using PVM, MPI

In SMP nodes: Multithreading using Pthreads, OpenMP (SAS)



Scalable Network:

Low latency

High bandwidth

MPPs: Custom

Clusters: COTS

• Gigabit Ethernet

• System Area

Networks (SANS)

• ATM

• Myrinet

• Infiniband

• SCI

• FDDI

• HIPPI ...

MPPs vs. Clusters

- MPPs: “Big Iron” machines
 - COTS components usually limited to using commercial processors.
 - High system cost
- Clusters: Commodity Supercomputing
 - COTS components used for all system components.
 - Lower cost than MPP solutions

Message-Passing Programming

- Deals with parallel programming by passing messages among processing nodes and processes.
- A number of message passing environments have been created for specific parallel architectures with most of the ideas developed merged into the portable (platform-independent) PVM and MPI standards.
- Parallel Virtual Machine(PVM): (development started 1989, ended 1998?)
 - Originally developed to enable a heterogeneous network of UNIX computers to be used as a large-scale message-passing parallel computer.
 - Using PVM, a virtual machine, a set of fully connected nodes is constructed with dynamic process creation and management. Each node can be a uniprocessor or a parallel computer.
 - PVM provides a portable self-contained software system with library routines (API) to support interprocess communication and other functions.
- Message-Passing Interface (MPI): 1994 Development still active
 - A standard specification for a library of message-passing functions (API) developed by the MPI Forum. Implementation of API not specified by standard
 - Achieves portability using public-domain platform-independent message-passing library.
 - Not self-contained; relies on underlying platform for process management.

Both: Portable (Platform-independent) Message-Passing APIs (above communication abstraction)

CMPE655 - Shaaban

Process Creation In Message Passing

Possible methods of generating (creating) processes:

1. Static process creation PVM, MPI 1.2 (used in this course)

- In static process creation, all the processes are specified before the program is executed (or at start of execution, MPI 1.2), and the system will execute a fixed number of processes.
- The programmer usually explicitly identifies the number of processes.

2. Dynamic process creation. PVM, MPI 2.0

Or Processors

- In dynamic process creation, processes can be created and started for execution during the execution of the main program using process creation constructs or system calls; processes can also be destroyed.
- Process creation and destruction might be done conditionally.
- The number of processes may vary during execution.
- Clearly dynamic process creation (and destruction) is a more powerful technique than static process creation, but it does incur very significant process-creation overheads when the processes are created dynamically.

Disadvantage

CMPE655 - Shaaban

Dynamic Process Creation In Message Passing

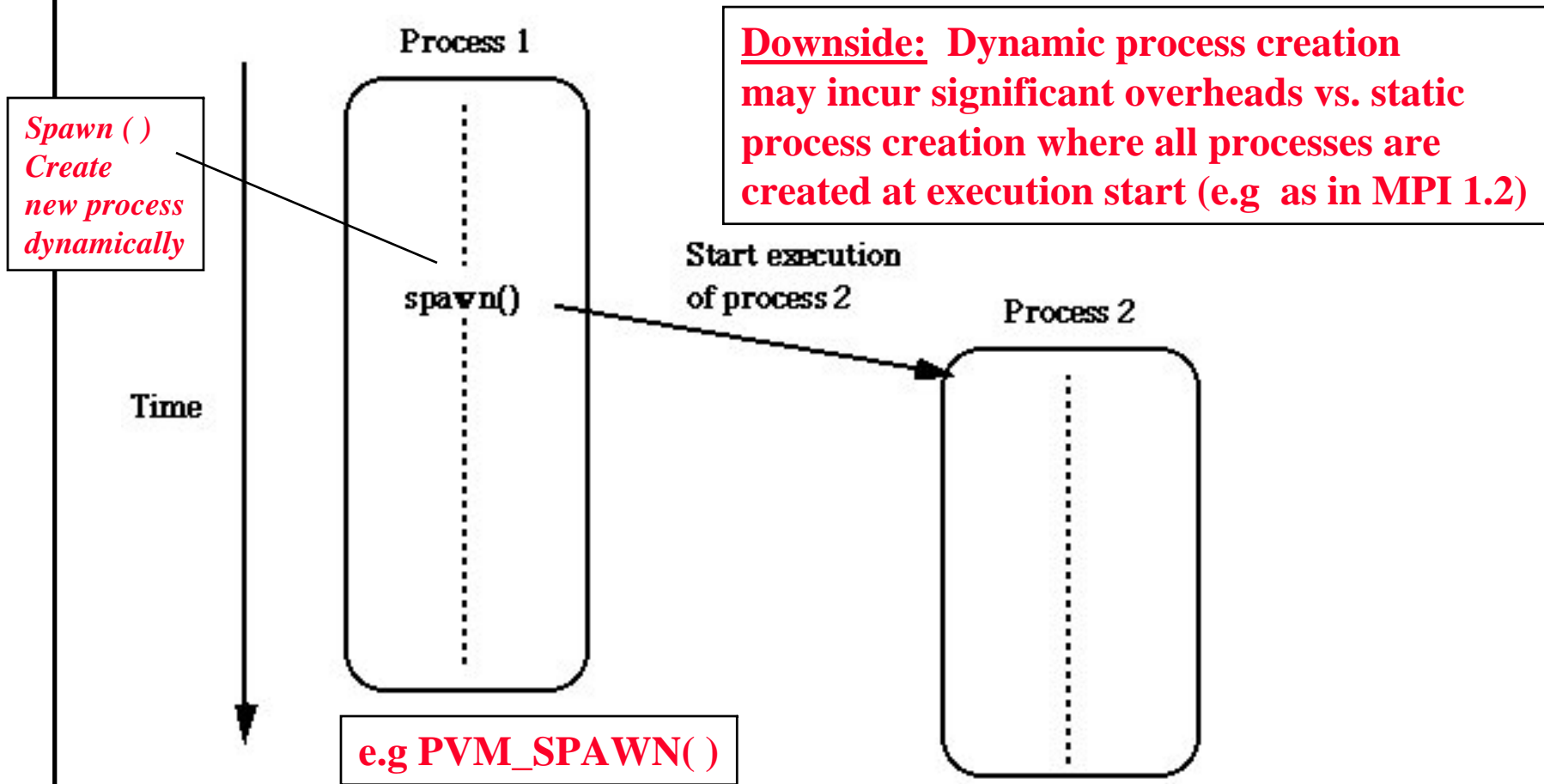


Figure 2.1 Spawning a process

Not supported by MPI 1.2 (used in this course)
Supported by PVM, MPI 2.0

i.e No MPI_Spawn () in MPI 1.2

CMPE655 - Shaaban

Generic Message-Passing Routines

(Two-Sided Point-to-Point Communication)

As opposed to group communication

- Send and receive message-passing procedure/system calls often have the form:

`send(parameters)`

`recv(parameters)`

Communication Explicit

Point-to-point Synchronization/ordering Implicit

- where the parameters identify the source and destination processes, and the data sent/received and a message tag to match messages.

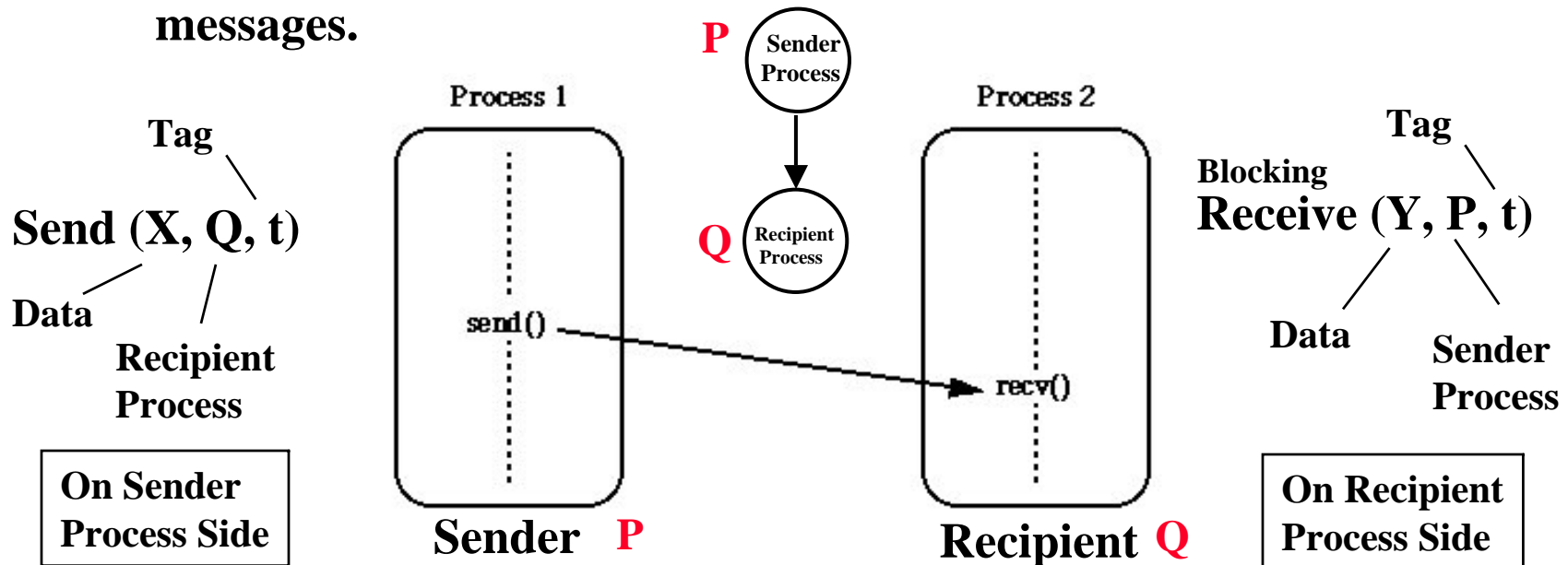
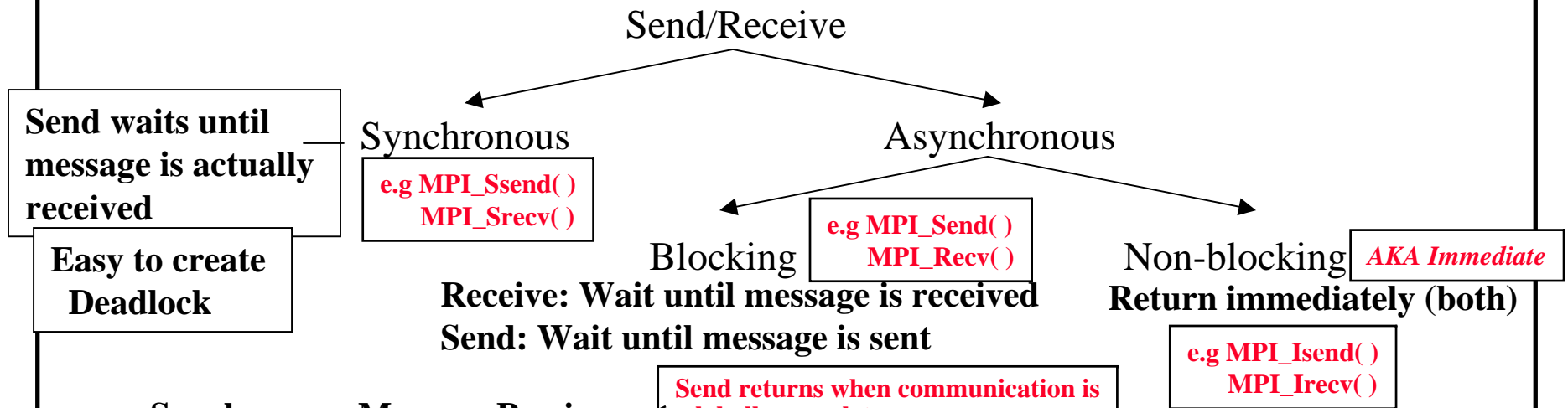


Figure 2.2 Passing a message between processes using `send()` and `recv()` system calls

Send/Receive Matched Pair

CMPE655 - Shaaban

Message-Passing Modes: Send and Receive Alternatives



- **Synchronous Message Passing:**

Process X executing a synchronous send to process Y has to wait until process Y has executed a synchronous receive from X. Easy to deadlock.

- **Asynchronous Message Passing:**

- **Blocking Send/Receive:**

Blocking send/receive: Return when locally complete (both)

A blocking send is executed when a process reaches it without waiting for a corresponding receive. Blocking send returns when the message is sent (Data in send buffer). A blocking receive is executed when a process reaches it and only returns after the message has been received. **Most commonly used mode**

- **Non-Blocking (Immediate) Send/Receive:**

A non-blocking send is executed when reached by the process without waiting for a corresponding receive. A non-blocking receive is executed when a process reaches it without waiting for a corresponding send. Both return immediately.

Most Common Type

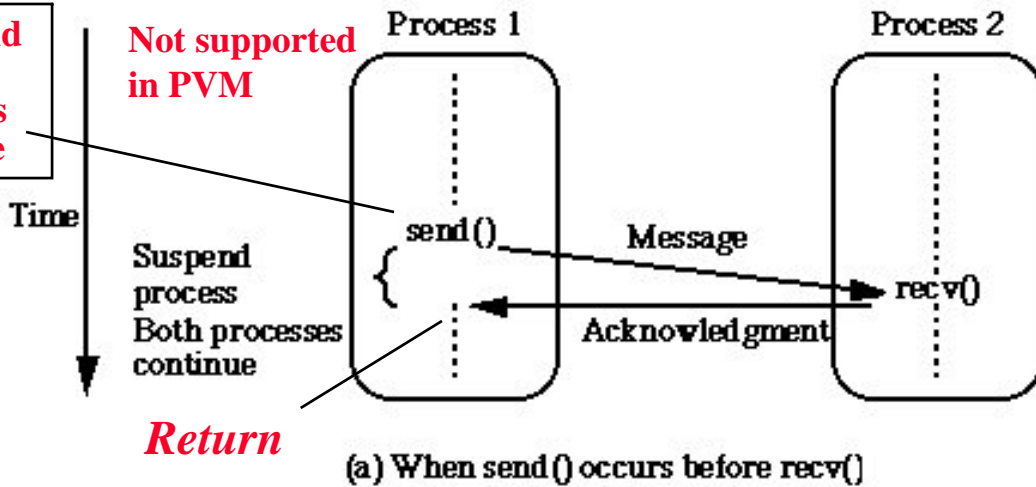
Repeated here from last lecture #4

CMPE655 - Shaaban

Synchronous send() and recv() Calls

Synchronous Send returns when communication is globally complete

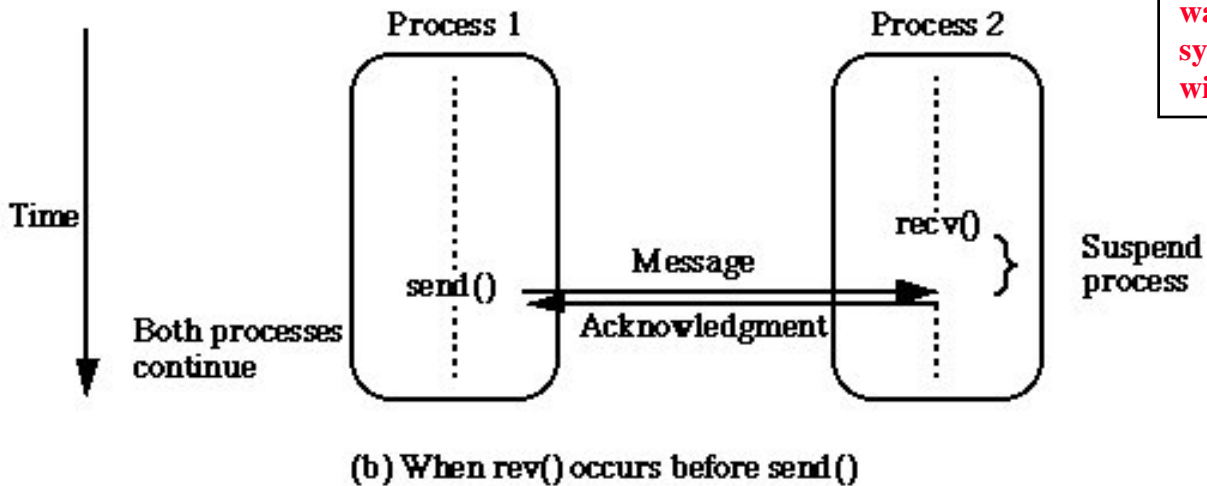
Not supported in PVM



Problem:
Easy to deadlock

P1 Send → ← Send P2
Wait Wait

Using synchronous send both P1 and P2 will deadlock since both are waiting for corresponding synchronous receives that will not be reached

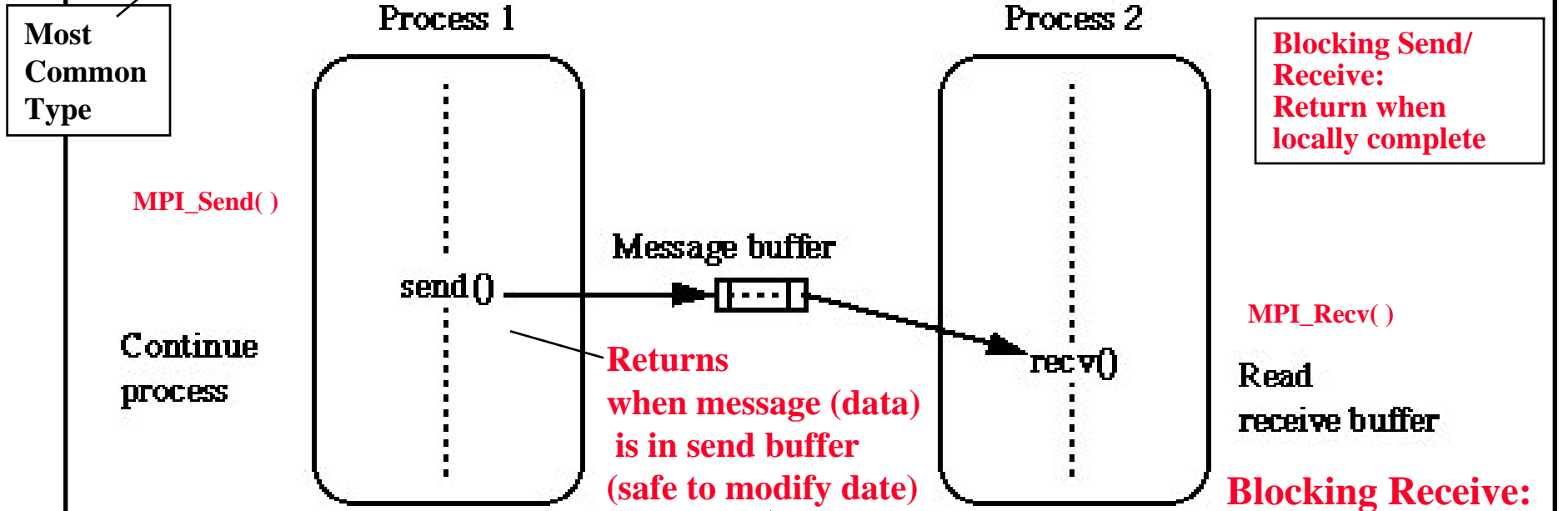


Synchronous Send/Receive in MPI: MPI_Ssend(...) MPI_Srecv(...)

CMPE655 - Shaaban

Asynchronous Message Passing:

Blocking send() and recv() System Calls



Blocking send/receive: Return when locally complete (both)

In MPI:

Blocking Blocking or Basic Send: Return when it's safe for sending process to modify sent data.
Blocking or Basic Receive: Return when message is received

e.g MPI_Send()
MPI_Recv()

Non-Blocking or Immediate Non-Blocking or Immediate Send: Return immediately. It may not be safe to modify data by sending process.

Non-Blocking or Immediate Receive: Return even if message is not received.

e.g MPI_Isend()
MPI_Irecv()

CMPE655 - Shaaban

Message Passing Interface (MPI)

- MPI, the *Message Passing Interface*, is a portable library of message passing functions, and a software standard developed by the MPI Forum to make use of the most attractive features of existing message passing systems for parallel programming.
- The public release of version 1.0 of MPI was made in June 1994 followed by version 1.1 in June 1995 and and shortly after with version 1.2 which mainly included corrections and specification clarifications.
- An MPI 1.0 process consists of a C or Fortran 77 program which communicates with other MPI processes by calling MPI routines. The MPI routines provide the programmer with a consistent interface across a wide variety of different platforms.
- MPI Version 2.0, a major update of MPI, was released July 1997 adding among other features support for dynamic process creation, one-sided communication and bindings for Fortran 90 and C++. MPI 2.0 features are not covered here. e.g MPI_Get, MPI_Put
- Several commercial and free implementations of MPI 1.2 exist Most widely used free implementations of MPI 1.2/2.0
 - Open MPI: An open source MPI-2 implementation www.open-mpi.org/
 - (Open MPI v1.6.1 is the MPI implementation installed on the CE cluster). cluster.ce.rit.edu
 - MPICH: Developed at Argonne National Laboratory www.mpich.org/
 - LAM-MPI : Developed at University of Notre Dame www.lam-mpi.org/

(PP Chapter 2, Appendix A, MPI References in course web page and mps.ce.rit.edu)
(Including html version of the book: MPI: The Complete Reference)

CMPE655 - Shaaban

Major Features of MPI 1.2

Standard includes 125 functions to provide:

- Point-to-point message passing Sends/Receives
- Group/Collective communication
- Support for process groups
- Support for communication contexts Communicators
- Support for application topologies
- Environmental inquiry routines
- Profiling interface

Open MPI v1.6.1 is the MPI implementation installed on the CE cluster

cluster.ce.rit.edu

CMPE655 - Shaaban

Compiling and Running MPI Programs

For MPICH or OpenMPI

- To compile MPI C programs use:

```
mpicc [linking flags] program_name.c -o program_name
```

```
Ex: mpicc hello.c -o hello
```

*Source
Code*

Executable

- To run a compiled MPI C program use:

```
mpirun -np <number of processes> [mpirun_options]  
-machinefile <machinefile> <program name and arguments>
```

optional

The machinefile contains a list of the machines on which you want your MPI programs to run.

```
EX: mpirun -np 4 -machinefile .rhosts hello
```

starts four processes on the top four machines from machinefile .rhosts
all running the program hello

Resulting MPI Process Ranks: 0, 1, 2, 3

**On CE Cluster a default machine file is already set up
See : mps.ce.rit.edu for details**

CMPE655 - Shaaban

MPI Static Process Creation & Process Rank

- MPI 1.2 *does not support dynamic process creation*, i.e. one cannot spawn a process from within a process as can be done with pvm:

i.e execution

- All processes must be started together at the beginning of the computation. Ex: `mpirun -np 4 -machinefile .rhosts hello`

MPI Process Rank = 0, 1, 2, 3

- There is no equivalent to the pvm `pvm_spawn()` call.

i.e No `MPI_Spawn()`

MPI and SPMD

- This restriction leads to the direct support of MPI for single program-multiple data (SPMD) model of computation where each process has the same executable code.

- **MPI process Rank**: A number between 0 to N-1 identifying the process where N is the total number of MPI processes involved in the computation.

My rank?

- The MPI function `MPI_Comm_rank` reports the rank of the calling process (e.g rank from 0 to N-1).

How many MPI processes?

- The MPI function `MPI_Comm_size` reports the total number of MPI processes (e.g N).

CMPE655 - Shaaban

MPI Process Initialization & Clean-Up

MPI_INIT

MPI_FINALIZE

- The first MPI routine called in any MPI program *must* be the initialization routine **MPI_INIT**.
Process → MPI Process
- **Every MPI program must call this routine *once*, before any other MPI routines.**
The process becomes an MPI process
- An MPI program should call the MPI routine **MPI_FINALIZE** when all MPI communications have completed. This routine cleans up all MPI data structures etc.
- **MPI_FINALIZE** does NOT cancel outstanding communications, so it is the responsibility of the programmer to make sure all communications have completed.
 - Once this routine is called, no other calls can be made to MPI routines, not even MPI_INIT, so a process **cannot later re-enroll in MPI.**

The process is no longer an MPI process

MPI Process → Process

CMPE655 - Shaaban

MPI Communicators, Handles

Communicator or Name of a group of MPI Processes

- **MPI_INIT** defines a default communicator called **MPI_COMM_WORLD** for each process that calls it.
- All MPI communication calls require a communicator argument and MPI processes can only communicate if they share a communicator. i.e same group name
- Every communicator contains a group which is a list of processes. The processes are ordered and numbered consecutively from zero, the number of each process being its *rank*. The rank identifies each process within the communicator. e.g rank = 0 N-1 Default Communicator
- The group of **MPI_COMM_WORLD** is the set of all MPI processes.
- MPI maintains internal data structures related to communications etc. and these are referenced by the user through *handles*.
- Handles are returned to the user from some MPI calls and can be used in other MPI calls.

MPI Datatypes

- **The data in a message to sent or receive is described by a triplet:
(address, count, datatype)**

where:

- **An MPI *datatype* is recursively defined as:**
 - **Predefined: corresponding to a data type from the language**
 - (e.g., MPI_INT, MPI_DOUBLE_PRECISION)
 - **A contiguous array of MPI datatypes**
 - **A strided block of datatypes**
 - **An indexed array of blocks of datatypes**
 - **An arbitrary structure of datatypes**
- **There are MPI functions to construct custom datatypes, such an array of (int, float) pairs, or a row of a matrix stored columnwise.**

Etc...

MPI Indispensable Functions

- **MPI_Init** - Initialize MPI
 - **MPI_Finalize** - Terminate MPI
 - **MPI_Comm_size** - Find out how many processes there are
 - **MPI_Comm_rank** - Find out my rank
 - **MPI_Send** - Send a message
 - **MPI_Recv** - Receive a message
 - **MPI_Bcast** - Broadcasts data
 - **MPI_Reduce** - Combines values into a single value
- } **Basic or Blocking Send/Receive**

MPI_Init , MPI_Finalize

MPI_Init

Process Becomes an MPI Process

Process → MPI Process

- The call to MPI_Init is required in every MPI program and must be the first MPI call. It establishes the MPI execution environment.

```
int MPI_Init(int *argc, char ***argv)
```

Input Parameters:

argc - Pointer to the number of arguments from main ()

argv - Pointer to the argument vector from main()

MPI_Finalize

Process is no longer an MPI Process

MPI Process → Process

- This routine terminates the MPI execution environment; all processes must call this routine before exiting.

```
int MPI_Finalize( )
```

MPI_Comm_size

How many MPI processes in a group?

i.e. Communicator

- This routine determines the size (i.e., number of processes) of the group associated with the communicator given as an argument.

```
int MPI_Comm_size(MPI_Comm comm, int *size)
```

Input:

comm - communicator (handle)

AKA Group Name

Output:

size - number of processes in the group of comm (returned)

```
EX: MPI_Comm_size(MPI_COMM_WORLD, &numprocs);
```

Communicator (group) handle
Here:
Group of all MPI processes

How many MPI processes?

Returned

CMPE655 - Shaaban

What is my rank?

MPI_Comm_rank

- The routine determines the rank (i.e., which process number am I?) of the calling process in the communicator.

```
int MPI_Comm_rank(MPI_Comm comm, int *rank)
```

Input:

i.e. Group Name

e.g rank = 0 N-1

comm - communicator (handle)

Output:

rank - rank of the calling process in the group of comm
(integer, returned)

```
EX: MPI_Comm_rank(MPI_COMM_WORLD, &myrank);
```

Communicator (group) handle
Here:
Group of all MPI processes

Rank of calling process

Returned

CMPE655 - Shaaban

Simple “Minimal” MPI C Program

Hello.c

```
#include "mpi.h"
#include <stdio.h>

int main( int argc, char *argv[] )
{
    int rank, size;
    MPI_Init( &argc, &argv );
    MPI_Comm_rank( MPI_COMM_WORLD, &rank );
    MPI_Comm_size( MPI_COMM_WORLD, &size );
    printf( "I am %d of %d\n", rank, size );
    MPI_Finalize();
    return 0;
}
```

To Compile: mpicc Hello.c -o Hello

To Run: mpirun -np 4 -machinefile .rhosts Hello

CMPE655 - Shaaban

Multiple Program Multiple Data (MPMD) in MPI

- Static process creation in MPI where each process has the same executable code leads to the direct support of MPI for single program-multiple data (SPMD).
- In general **MPMD** and **master-slave** models are supported by utilizing the rank of each process to execute different portions of the code.

Example:

```
main (int argc, char **argv)
{
    MPI_Init(&argc, &argv);                /* initialize MPI */
    . . .
    MPI_Comm_rank(MPI_COMM_WORLD, &myrank); /* find process rank */
    if (myrank==0)
        master();
    else
        slave();
    . . .
    MPI_Finalize();
}
```

Process with rank = 0 is the master or root process

Other processes are slaves/workers (i.e. rank not = 0)

where **master()** and **slave()** are procedures in the main program to be executed by the master process and slave process respectively.

SPMD = Single Program Multiple Data
MPMD = Multiple Program Multiple Data

CMPE655 - Shaaban

Variables Within Individual MPI Processes

SPMD = single program-multiple data

- Given the **SPMD** model, any global declarations of variables will be duplicated in each process. Variables and data that is not to be duplicated will need to be declared locally, that is, declared within code only executed by a process, for example as in:

```
MPI_Comm_rank(MPI_COMM_WORLD, &myrank); /* find process rank */
if(myrank==0) {
    int x,y, data[100];
    .
    .
} else {
    int x,y;
    .
    .
}
```

Variables declared locally only by MPI process with rank = 0

rank = 0

Variables declared by other MPI processes (rank ≠ 0)

rank ≠ 0

- Here **x** and **y** in process 0 are different local variables than **x** and **y** in process 1. The array, **data[100]**, might be for example some data which is to be sent from the master to the slaves.

Rank = 0

Rank ≠ 0

CMPE655 - Shaaban

Basic or Blocking Send/Receive Routines

(Point-to-Point Communication)

- **Basic or Blocking routines** (send or receive) return when they are **locally complete**. Most common MPI point-to-point communication type
- In the context of a blocking send routine **MPI_Send()** the local conditions are that the location being used to hold the data being sent **can be safely altered**, and blocking send will send the message and return then.
- This does not mean that the message has been received, just that the process is free to move on without adversely affecting the message being sent.
- A blocking receive routine **MPI_Recv()** will also return when it is locally complete, which in this case means that the **message has been received** into the destination location and the destination location **can be read**.

Basic or Blocking Send/Receive Routines

MPI_Send(buf, count, datatype, dest, tag, comm)

address of
send buffer

number of data elements
in send buffer

MPI datatype of each
send buffer element


rank of destination
process

message tag

Communicator
(group)

MPI_Send

data



i.e. Returns when locally complete

MPI_Send (data)

Return ↓

Return when location being used to
hold the data being sent can be safely altered

MPI_Recv(buf, count, datatype, source, tag, comm, *status)

address of
receive buffer

maximum number of
data elements in
receive buffer

MPI datatype of each
receive buffer element

rank of source
process

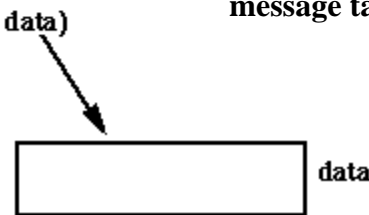
message tag

Communicator
(group)

MPI_Recv

MPI_Recv (data)

Return ↓



Status info on
received message
Type:
MPI_Status

Return when the message has been received into the destination location
and the destination location can be read.

Syntax is similar for synchronous MPI Send/Receive:
MPI_Ssend (), MPI_Srecv ()

CMPE655 - Shaaban

MPI_Send (Basic or Blocking Send)

- This routine performs a basic (blocking) send; this routine may block and returns when the send is locally complete

int MPI_Send(void* buf, int count, MPI_Datatype datatype, int dest, int tag, MPI_Comm comm)

Input:

buf - address of send buffer

count - number of elements in send buffer (nonnegative integer)

datatype - datatype of each send buffer element (handle)

dest - rank of destination (integer)

tag - message tag (integer)

comm - communicator (handle)

- **MPI_Recv** (Basic or Blocking Receive)
- This routine performs a basic blocking receive.

int MPI_Recv(void* buf, int count, MPI_Datatype datatype, int source, int tag, MPI_Comm comm, MPI_Status *status)

Output:

buf - address of receive buffer

status - status object, provides information about message received; status is a structure of type MPI_Status. The elements of status: MPI_SOURCE is the source of the message received, and the element status. MPI_TAG is the tag value. MPI_ERROR potential errors.

Input:

count - maximum number of elements in receive buffer (integer)

datatype - datatype of each receive buffer element (handle)

source - rank of source (integer)

tag - message tag (integer)

comm - communicator (handle)

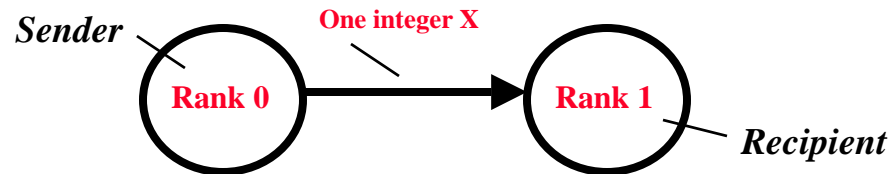
MPI Tags/Source Matching

To match or not to match?

- Messages are sent with an accompanying **user-defined integer tag**, to assist the receiving process in identifying/matching the message.
- Messages can be screened (i.e. tag matching) at the receiving end by specifying a specific tag, or **not screened (no tag matching) by specifying:**
 - **MPI_ANY_TAG** as the tag in a receive. (e.g. it matches with any tag). *i.e. Source Matched* *i.e. Source Not Matched*
- Similarly, messages can be screened at the receiving end by specifying a **specific source**, or not screened by specifying:
 - **MPI_ANY_SOURCE** as the source in a receive. (e.g. it matches with any source process) **No Source matching done**

Blocking Send/Receive Code Example

To send an integer x from MPI process with rank 0 to MPI process with rank 1:



```

MPI_Comm_rank(MPI_COMM_WORLD, &myrank); /* find process
rank */
if (myrank==0) {
    int x;
    MPI_Send(&x, 1, MPI_INT, 1, msgtag, MPI_COMM_WORLD);
} else if (myrank==1) {
    int x;
    MPI_Recv(&x, 1, MPI_INT, 0, msgtag, MPI_COMM_WORLD,
status);
}

```

Annotations for the code:

- Who am I?**: Points to the `myrank` variable in the first line.
- Count**: Points to the `1` in `MPI_Send`.
- MPI Datatype**: Points to `MPI_INT` in `MPI_Send`.
- Rank of Destination Process**: Points to the `1` in `MPI_Send`.
- Message Tag**: Points to `msgtag` in `MPI_Send`.
- Communicator**: Points to `MPI_COMM_WORLD` in `MPI_Send`.
- Count**: Points to the `1` in `MPI_Recv`.
- MPI Datatype**: Points to `MPI_INT` in `MPI_Recv`.
- Rank of source process**: Points to the `0` in `MPI_Recv`.
- Address of receive buffer**: Points to `&x` in `MPI_Recv`.
- Status info on received message**: Points to `status` in `MPI_Recv`.
- Type: MPI_Status**: Points to the `status` variable.

Non-blocking Send/Receive Routines

- Non-blocking or **immediate** MPI send/receive routines return immediately whether or not they are locally (or globally) complete.
- The non-blocking send, **MPI_Isend()**, where **I** refers to the word "immediate", will return even before the source location is safe to be altered.
- The non-blocking receive, **MPI_Irecv()**, will return even if there is no message to accept.
- The non-blocking send, **MPI_Isend()**, corresponds to the pvm routine **pvm_send()** and the non-blocking receive, **MPI_Irecv()**, corresponds to the pvm routine **pvm_nrecv()**.
The formats are:

MPI_Isend(buf, count, datatype, dest, tag, comm, request)

MPI_Irecv(buf, count, datatype, source, tag, comm, request)

- The additional parameter, **request**, is used when it is necessary to know that the operation has actually completed.
- Completion can be detected by separate routines, **MPI_Wait()** and **MPI_Test()**. **MPI_Wait()** returns if the operation has actually completed and will wait until completion occurs. **MPI_Test()** returns immediately with a flag set indicating whether the operation has completed at this time. These routines need the identity of the operation, in this context the non-blocking message passing routines which is obtained from request.

Why?

Non-blocking routines provide the facility to **overlap communication and computation** which is essential when communication delays are high.

Non-blocking Send Code Example

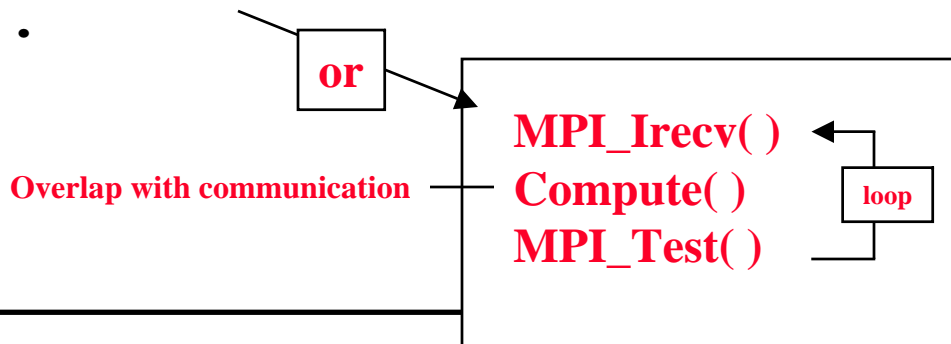
(immediate)

- To send an integer x from process 0 to process 1 and allow process 0 to continue immediately:

•
•

```
MPI_Comm_rank(MPI_COMM_WORLD, &myrank); /* find process rank */
if (myrank==0) {
    int x;
    MPI_Isend(&x, 1, MPI_INT, 1, msgtag, MPI_COMM_WORLD, req1);
    compute(); —— Overlap computation with communication
    MPI_Wait(req1, status);
} else if (myrank==1) {
```

Sent?



CMPE655 - Shaaban

MPI Group/Collective Communications Functions

The principal collective operations are:

- **MPI_Barrier()** /* Blocks process until all processes have called it */

EX. MPI_Barrier(MPI_COMM_WORLD)

- **MPI_Bcast()** /* Broadcast from root to all other processes */
- **MPI_Reduce()** /* Combine values on all processes to single value */
- **MPI_Gather()** /* Gather values for group of processes */
- **MPI_Scatter()** /* Scatters a buffer in parts to group of processes */
- **MPI_Alltoall()** /* Sends data from all processes to all processes */
- **MPI_Reduce_scatter()** /* Combine values and scatter results */
- **MPI_Scan()** /* Compute prefix reductions of data on processes */

MPI_Bcast (Data Broadcast)

- This routine broadcasts data from the process with rank "root" to all other processes of the group.
 — (i.e same communicator)

```
int MPI_Bcast(void* buffer, int count, MPI_Datatype
datatype, int root, MPI_Comm comm)
```

Input/Output:

buffer - address of buffer

count - number of entries in buffer (integer)

datatype - data type of buffer (handle)

root - rank of broadcast root (integer)

comm - communicator (handle)

```
EX.  MPI_Bcast(&n, 1, MPI_INT, 0, MPI_COMM_WORLD);
```

Address of
Count
Datatype
Root
Communicator

send buffer

MPI_Bcast (Data Broadcast)

`MPI_Bcast()` /* Broadcast from root to all other processes */

MPI_Bcast(buf, count, datatype, root, comm)

address of
send/receive
buffer

number of data elements
in send buffer

MPI datatype of each
send buffer element

rank of root process
i.e rank of broadcasting process

Communicator
(group)

EX. `MPI_Bcast(&n, 1, MPI_INT, 0, MPI_COMM_WORLD);`

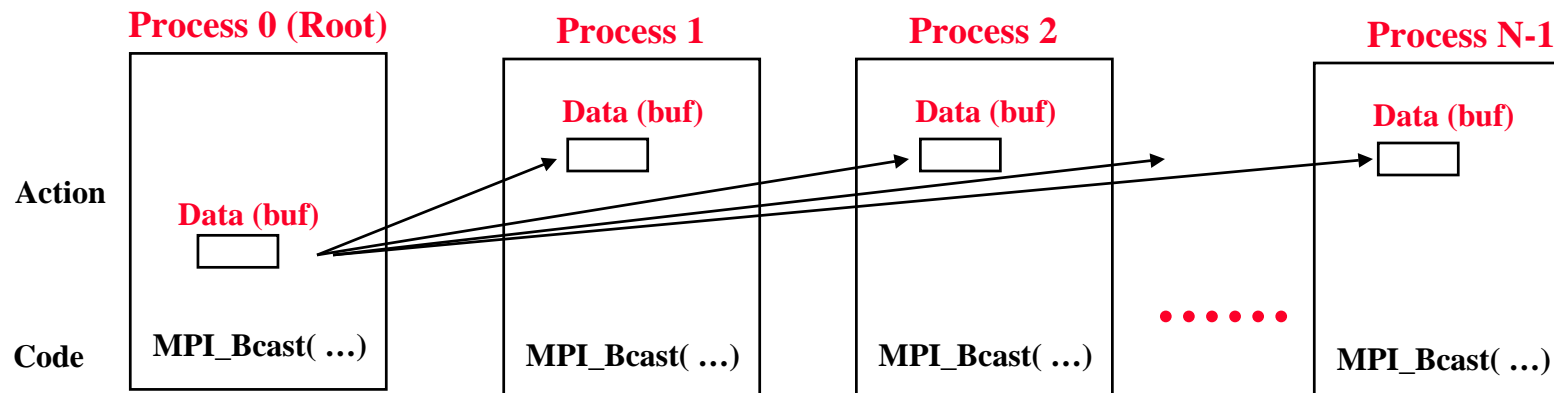
Address of
send/receive
buffer

Count

Datatype

Root

Communicator
i.e group name



Assuming `MPI_Comm_size = N` MPI Processes

CMPE655 - Shaaban

MPI_Bcast is an example MPI group/collective communication Function

MPI_Reduce

- This routine combines values on all processes into a single value using the operation defined by the parameter op.

```
int MPI_Reduce(void* sendbuf, void* recvbuf, int count,
MPI_Datatype datatype, MPI_Op op, int root, MPI_Comm
comm)
```

Input:

sendbuf - address of send buffer

count - number of elements in send buffer (integer)

datatype - data type of elements of send buffer (handle)

op - reduce operation (handle) (user can create using MPI_Op_create or use predefined operations MPI_MAX, MPI_MIN, MPI_PROD, MPI_SUM, MPI_LAND, MPI_LOR, MPI_LXOR, MPI_BAND, MPI_BOR, MPI_BXOR, MPI_MAXLOC, MPI_MINLOC in place of MPI_Op op.

root - rank of root process (integer)

comm - communicator (handle)

Output:

recvbuf - address of receive buffer (significant only at root)

Reduce
Operations

MPI_Reduce is an example MPI group/collective communication Function

CMPE655 - Shaaban

#46 lec # 5 Spring 2018 2-27-2018

MPI_Reduce (Data Reduction)

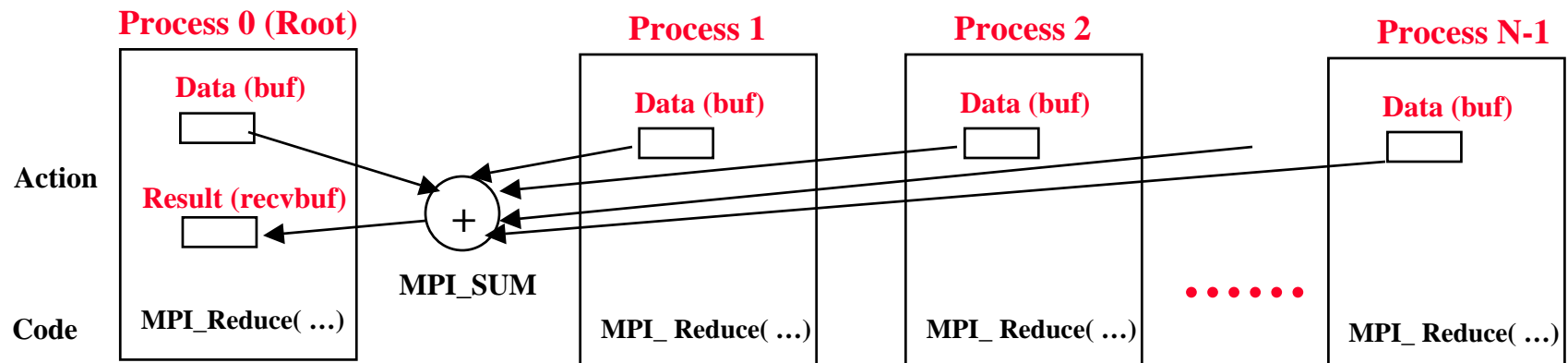
MPI_Reduce() /* Combine values on all processes to single value */

MPI_Reduce(buf, recvbuf, count, datatype, op, root, comm)

address of send buffer (all) address of receive buffer (at root) number of data elements in send buffer MPI datatype of each send buffer element Reduce operation Rank of root process Communicator (group)

EX. MPI_Reduce(&n, &m, 1, MPI_INT, MPI_SUM, 0, MPI_COMM_WORLD);

Address of send buffer (all) address of receive buffer (at root) Count Datatype Reduce operation Root Communicator i.e group name



Assuming MPI_Comm_size = N MPI Processes

CMPE655 - Shaaban

MPI_Reduce is an example MPI group/collective communication Function

MPI Program Example To Compute Pi

Part 1 of 2

The program computes Pi (Π) by computing the area under the curve $f(x) = 4/(1+x^2)$ between 0 and 1.

```
#include "mpi.h"
#include <math.h>
int main(int argc, char *argv[])
{
    int done = 0, n, myid, numprocs, i, rc;
    double PI25DT = 3.141592653589793238462643;
    double mypi, pi, h, sum, x, a;
    MPI_Init(&argc,&argv);
    MPI_Comm_size(MPI_COMM_WORLD,&numprocs);
    MPI_Comm_rank(MPI_COMM_WORLD,&myid);
    while (!done) {
        if (myid == 0) {
            printf("Enter the number of intervals: (0 quits) ");
            scanf("%d",&n); ← Input n number of intervals
        }
        MPI_Bcast(&n, 1, MPI_INT, 0, MPI_COMM_WORLD);
        if (n == 0) break;
    }
}
```

Only done by
rank =0
(Master)

Communication
O(p)
p number of processes

MPI process with rank 0 (i.e master process) broadcasts number of intervals n

Root Process (Rank = 0)

MPI Numerical Integration Example

CMPE655 - Shaaban

MPI Program Example To Compute Pi

Part 2 of 2

```
h    = 1.0 / (double) n;
sum  = 0.0;
for (i = myid + 1; i <= n; i += numprocs) {
    x = h * ((double)i - 0.5);
    sum += 4.0 / (1.0 + x*x);
}
mypi = h * sum;
MPI_Reduce(&mypi, &pi, 1, MPI_DOUBLE, MPI_SUM, 0,
          MPI_COMM_WORLD);
if (myid == 0)
    printf("pi is approximately %.16f, Error is %.16f\n",
          pi, fabs(pi - PI25DT));
}
MPI_Finalize();
return 0;
}
```

n/p Intervals Per Process

Computation
 $O(n/p)$
n number of intervals
p number of processes

Reduce
operation

Communication
 $O(p)$
root

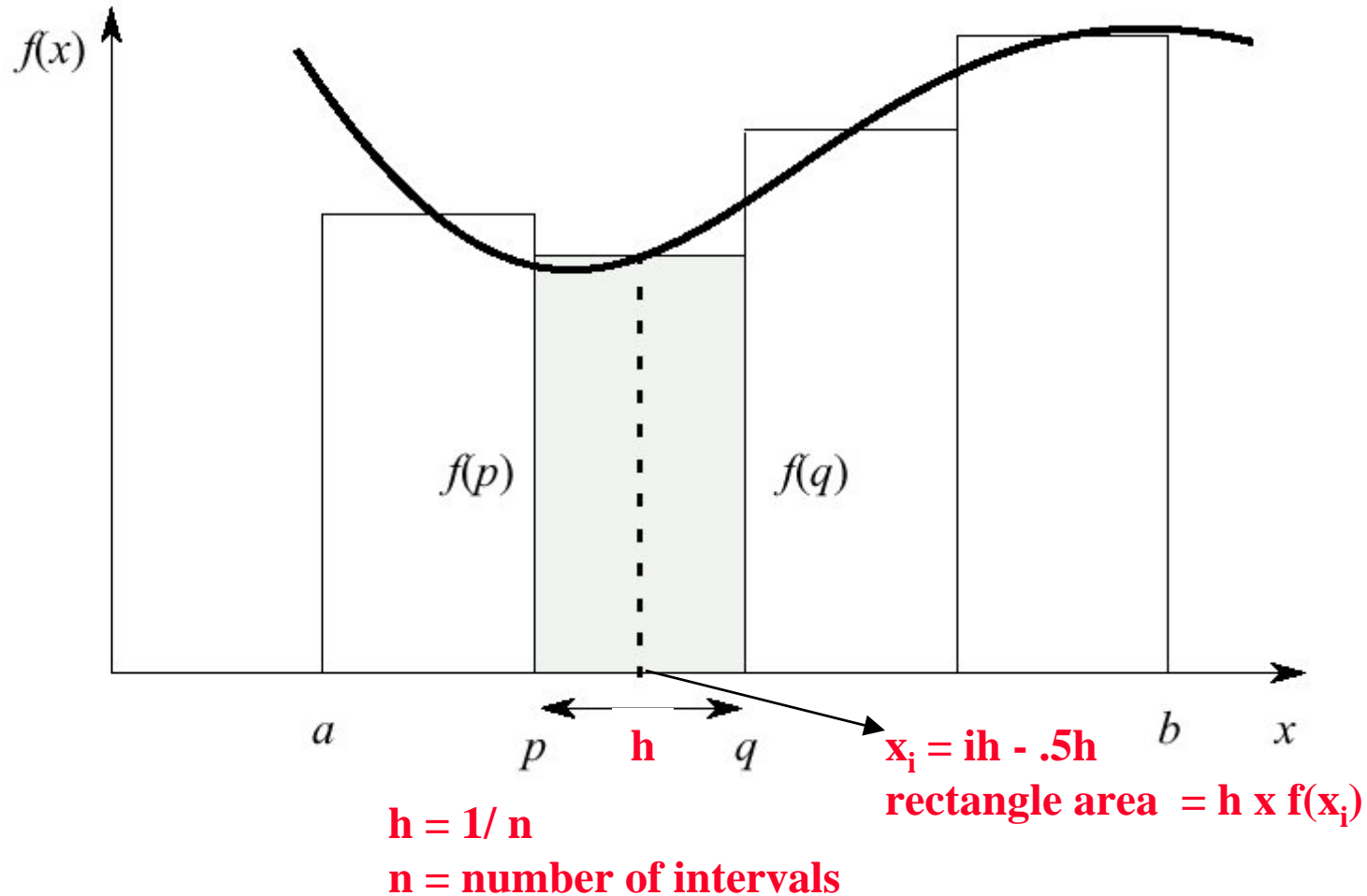
Computation = $O(n/p)$
Communication ~ $O(p)$
Communication to Computation ratio
C-to-C ratio = $O(p / (n/p)) = O(p^2 / n)$
Ex. n = 1000 p = 8
C-to-C = $8 \times 8 / 1000 = 64/1000 = 0.064$

n = total number of intervals
p = number of processes or processors
n/p = intervals per process or processor

CMPE655 - Shaaban

Numerical Integration Using Rectangles

To Compute Pi integrate $f(x) = 4/(1+x^2)$ between $x = 0$ and 1



n/p intervals per process or processor

CMPE655 - Shaaban

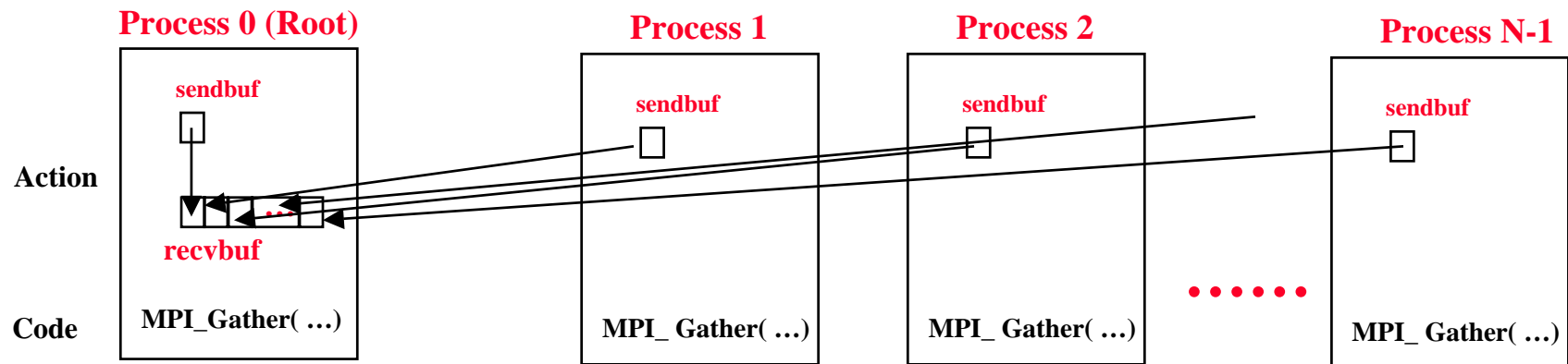
MPI_Gather (Data Gather Operation)

`MPI_Gather() /* Gather values for group of processes */`

`MPI_Gather(sendbuf, sendcount, sendtype, recvbuf, recvcount, recvtype, root, comm)`

address of send buffer (all) number of data elements in send buffer MPI datatype of each send buffer element address of receive buffer (at root) number of data elements in receive buffer MPI datatype of each receive buffer element Rank of root (receiving process) Communicator (group)

EX. `MPI_Gather(&s, 1, MPI_INT, &r, N, MPI_INT, 0, MPI_COMM_WORLD);`



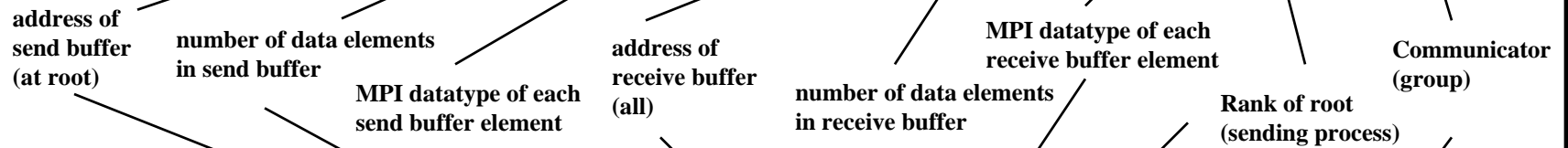
Assuming `MPI_Comm_size = N` MPI Processes

CMPE655 - Shaaban

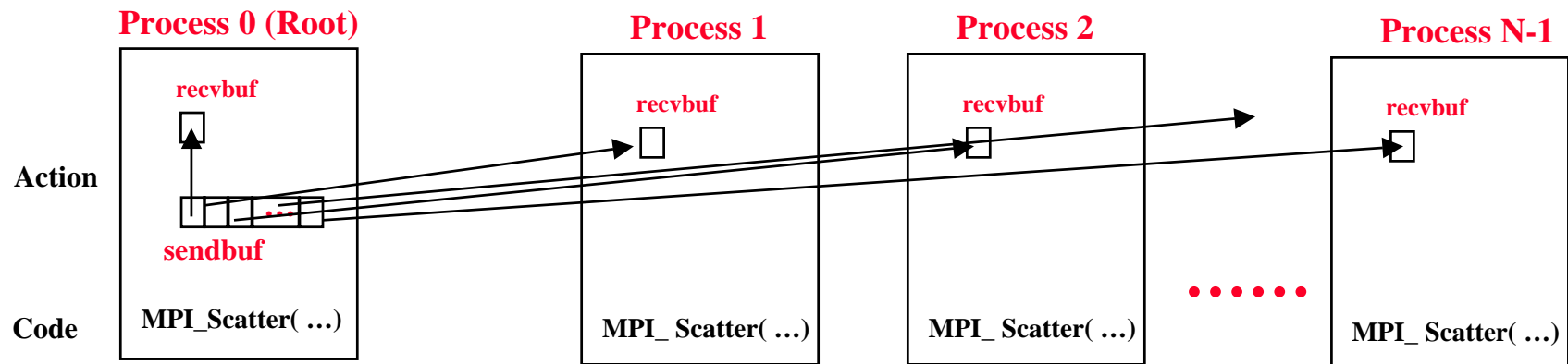
MPI_Scatter (Data Scatter Operation)

`MPI_Scatter()` /* Scatters a buffer in parts to group of processes */

`MPI_Scatter(sendbuf, sendcount, sendtype, recvbuf, recvcount, recvtype, root, comm)`



EX. `MPI_Scatter(&s,N, MPI_INT, &r, 1, MPI_INT, 0, MPI_COMM_WORLD);`



Assuming `MPI_Comm_size = N` MPI Processes

MPI Program Example:

Partitioned “Divide And Conquer” Sum

- This program adds $N = 1000$ numbers stored in a file “rand_data.txt”. 1
- The master process (rank 0) reads the data from a file into an array “data” and broadcasts the numbers to all MPI processes. 2
- Each MPI process adds its portion of the data forming a local partial sum. 3 4
- The partial sums are added using “MPI_reduce” with the master/root process (rank 0) ending up with the overall sum.
- Due to the even distribution of the data, the overall speed of the program is limited by the speed of the slowest processor in the virtual system.
- To avoid this, the work load should be distributed so that the faster processors perform more of the work.

**Partitioned Sum MPI Program Example:
sum.c**

**In Parallel Programming book
Figure 2.12 Page 60**

Divide And Conquer Addition Example

Communication

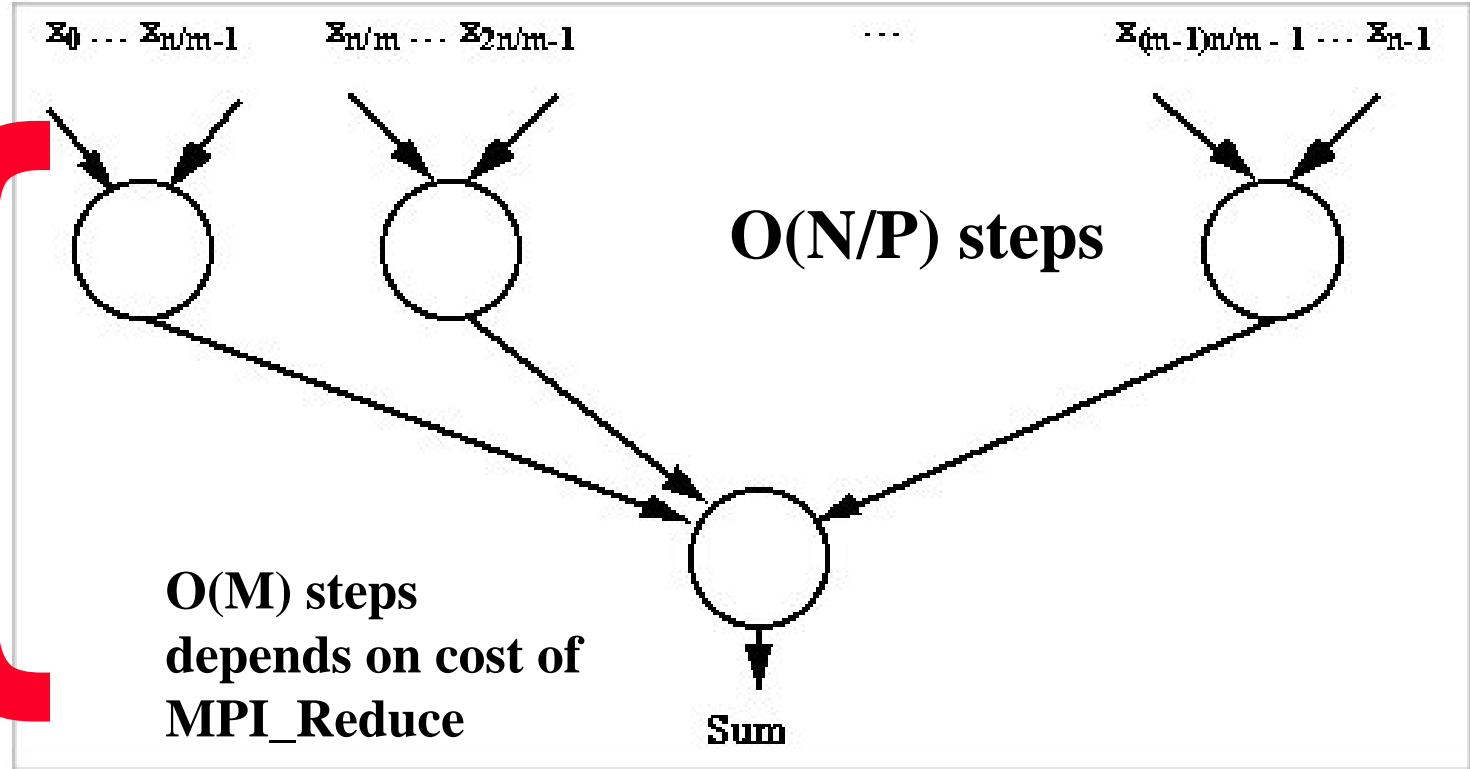
$t_{com} = O(N)$

Broadcast

Computation

t_{comp}

Reduce



$$t_p = t_{com} + t_{comp} = O(N + N/P + P)$$

Communication to computation ratio (C-to-C) = $N / (N/P + P)$

CMPE655 - Shaaban

P = M = number of processors

Performance of Divide And Conquer Addition

Example

- The communication time t_{com} required for the master process to transmit the numbers to slave processes is proportional to N .
- The M processes each add N/M numbers together which requires $N/M - 1$ additions.
- Since all M processes are operating together we can consider all the partial sums will be obtained in the $N/M - 1$ steps.
- The master process has to add the m partial sums which requires $M - 1$ steps.
- Hence the parallel computation time, t_{comp} is:

$$t_{comp} = N/M - 1 + M - 1$$

or a parallel time complexity of:

$$t_{comp} = O(N/M + M)$$

Hence:

$$t_p = t_{com} + t_{comp} = N + N/M + M - 2 = O(N + N/M + M)$$

where the first N term is the communication aspect and the remaining terms are the computation aspects.

- Communication to computation ratio (C-to-C) = $N / (N/M + M)$
- This is worse than the sequential time of $t_s = N - 1$ and complexity of $O(N)$.

CE Cluster Configuration/MPI Usage Resources/Guides

<http://mps.ce.rit.edu/>

- **Cluster configuration:**

<http://mps.ce.rit.edu/guide/configuration.php>

- **Using/configuring MPI on the cluster:**

<http://mps.ce.rit.edu/guide/mpi.php>

<http://mps.ce.rit.edu/guide/tutorial.php>

- **TAs:**

Mohit Sathawane <mrs2069@rit.edu> **and**

Mokshan Shettigar <mds8353@rit.edu>

- **CE Cluster system administrators:**

Richard Flegal <rkfeec@rit.edu>

Emilio Del Plato <ehdeec@rit.edu>

*They can also be reached at:
rc-help@rit.edu*

CMPE655 - Shaaban